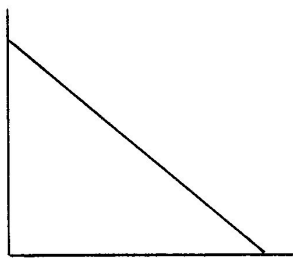

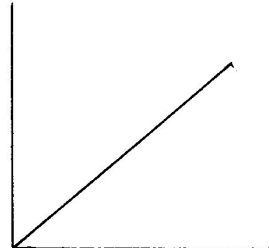

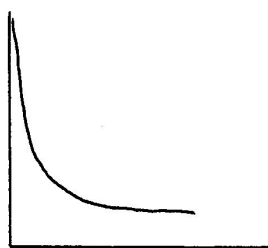


## Kinetics Practice #2

### Kinetics, Rate Laws and Graphs



$$\text{rate} = [A]^1 [b]^0$$



Determine which set of axis describes the above graphs. Label the axis appropriately. Here are your choices:

<u>Y</u>		<u>X</u>
Rate	vs	[A]
[A]	vs	time
rate	vs	[B]
[B]	vs	time
[products]	vs	time