Figure 9.1

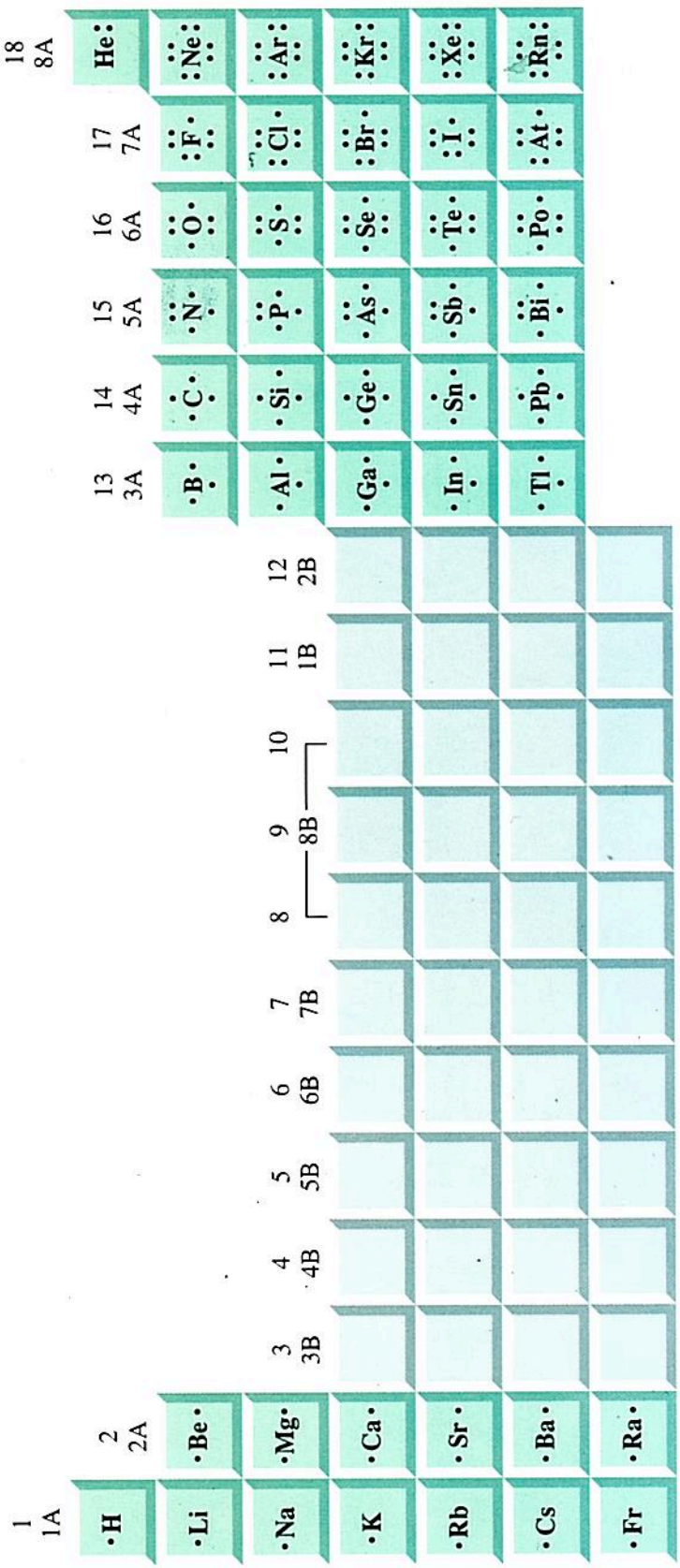

Raymond Chang *Chemistry*, 6ed. Copyright © 1998 McGraw-Hill Companies, Inc. Dubuque, Iowa. All Rights Reserved.

TABLE 7.1 Comparison of the Properties of Eka-Silicon Predicted by Mendeleev with the Observed Properties of Germanium

Property	Mendeleev's Predictions for Eka-Silicon (made in 1871)	Observed Properties of Germanium (discovered in 1886)
Atomic weight	72	72.59
Density (g/cm^3)	5.5	5.35
Specific heat (J/g-K)	0.305	0.309
Melting point (°C)	High	947
Color	Dark gray	Grayish white
Formula of oxide	XO_2	GeO_2
Density of oxide (g/cm^3)	4.7	4.70
Formula of chloride	XCl_4	$GeCl_4$
Boiling point of chloride (°C)	A little under 100	84

Figure 7.5 Atomic Radii for the First 54 Elements of the Periodic Table

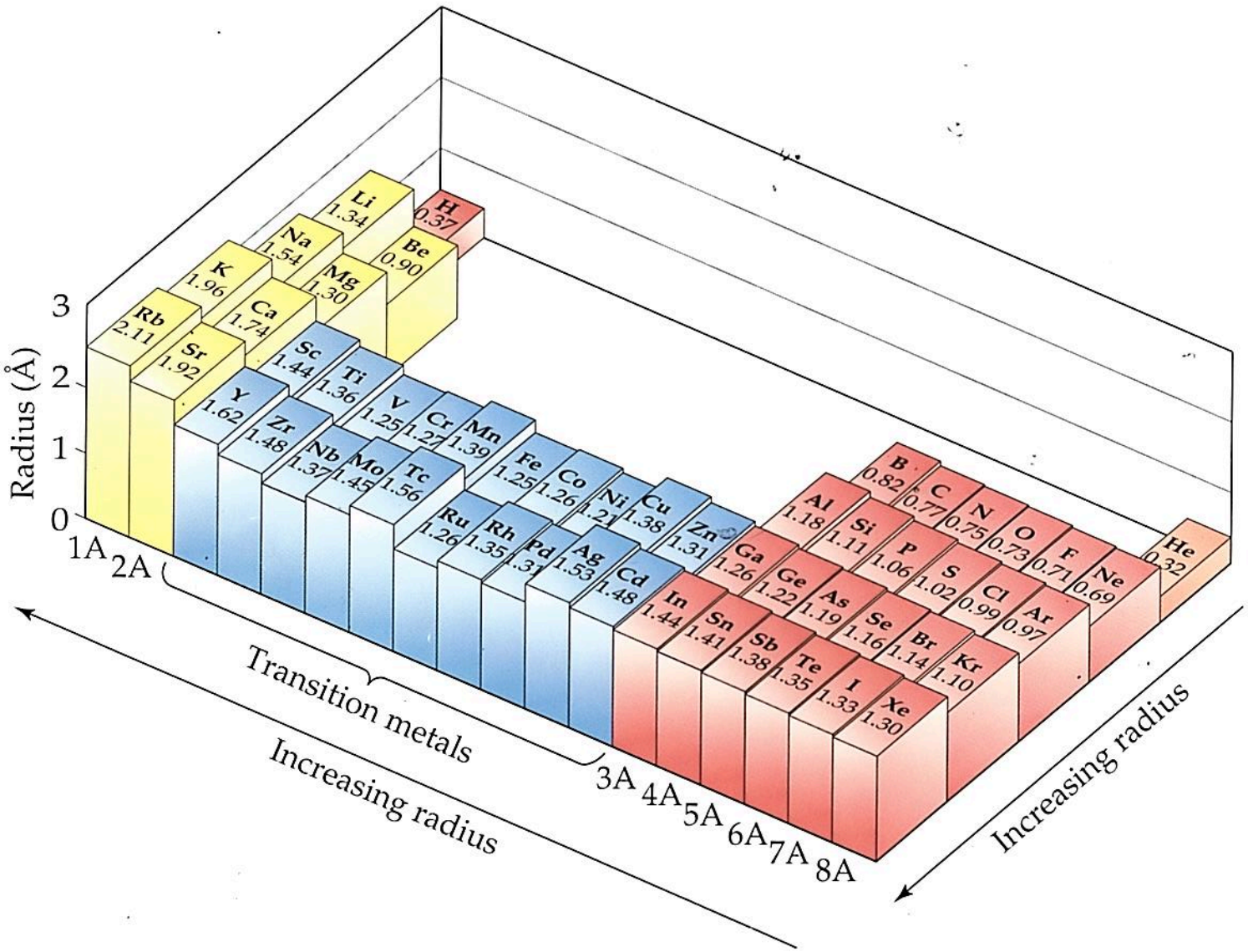

Chemistry: The Central Science, 9e
by Theodore L. Brown, H. Eugene LeMay, Jr., Bruce E. Bursten

© 2003 by Prentice-Hall, Inc.
A Pearson Education Company
Upper Saddle River, New Jersey 07458

Figure 7.6 Relative Sizes of Atoms and Ions

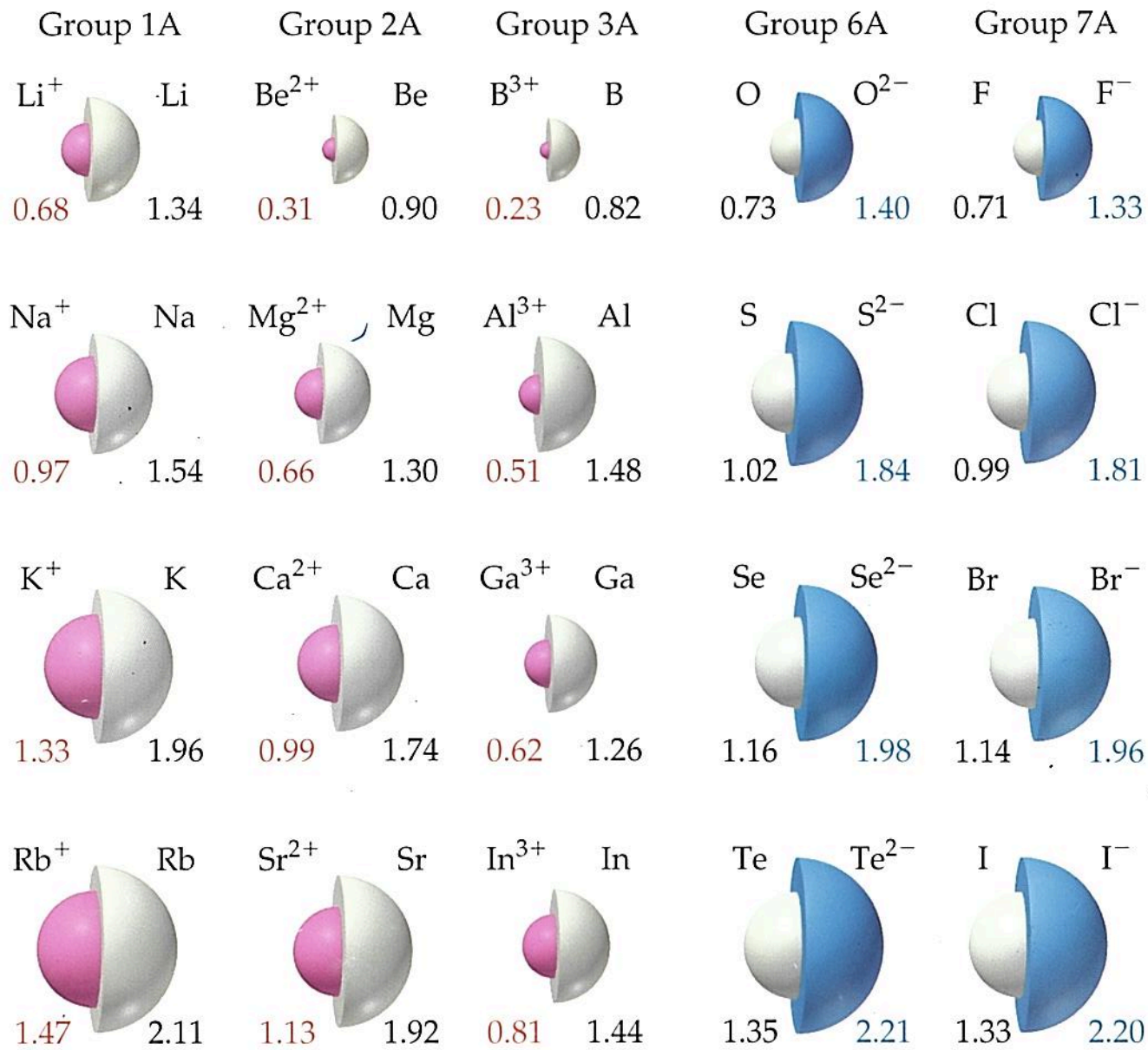

Chemistry: The Central Science, 9e
by Theodore L. Brown, H. Eugene LeMay, Jr., Bruce E. Bursten

© 2003 by Prentice-Hall, Inc.
A Pearson Education Company
Upper Saddle River, New Jersey 07458

Figure 7.3 Screening Effect

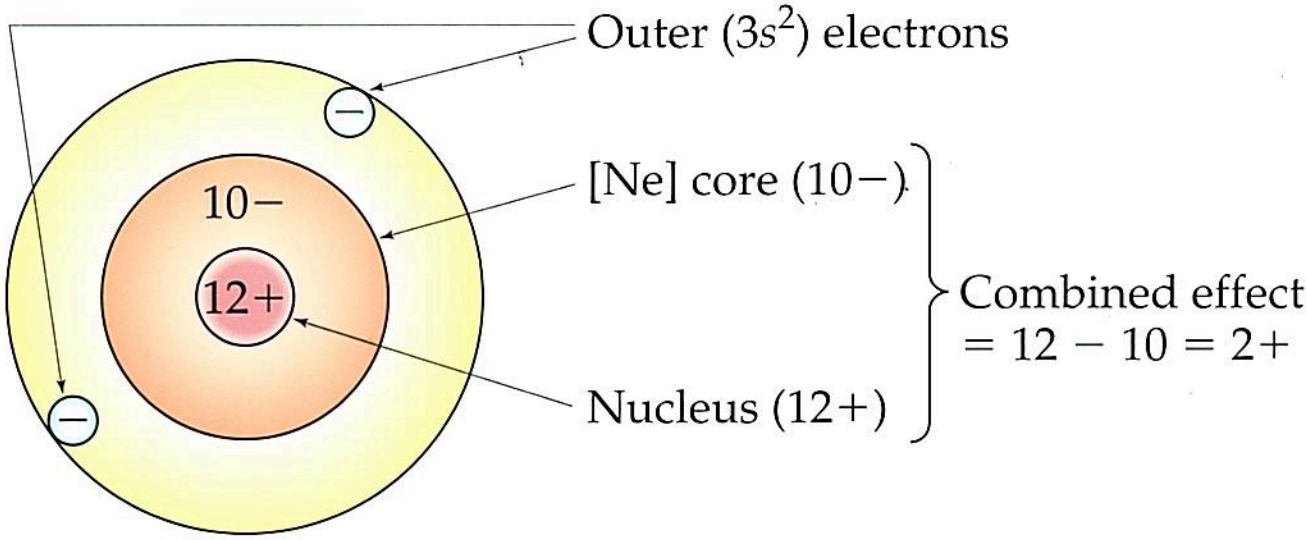

(a)

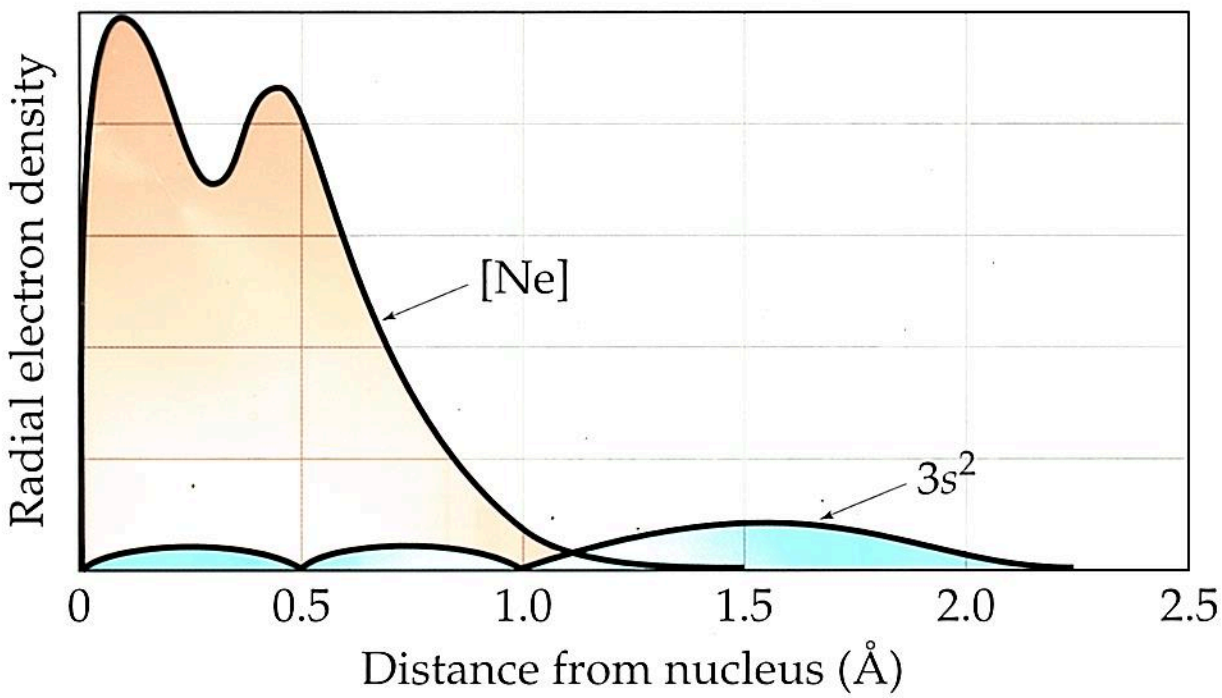

(b)

Chemistry: The Central Science, 9e
by Theodore L. Brown, H. Eugene LeMay, Jr., Bruce E. Bursten

© 2003 by Prentice-Hall, Inc.
A Pearson Education Company
Upper Saddle River, New Jersey 07458

Figure 7.10 First Ionization Energies

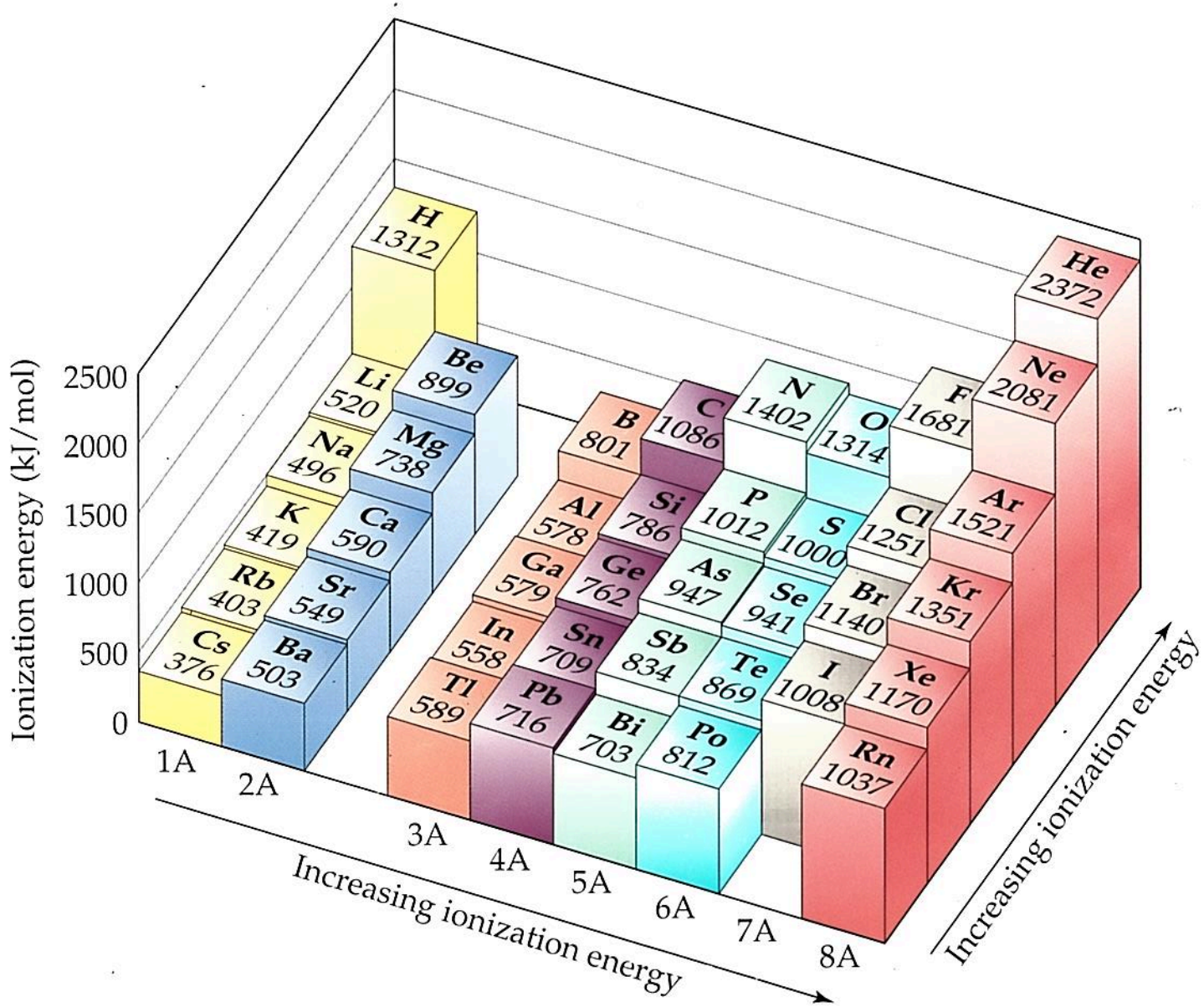

Chemistry: The Central Science, 9e
by Theodore L. Brown, H. Eugene LeMay, Jr., Bruce E. Bursten

© 2003 by Prentice-Hall, Inc.
A Pearson Education Company
Upper Saddle River, New Jersey 07458

Figure 7.9 First Ionization Energy versus Atomic Number

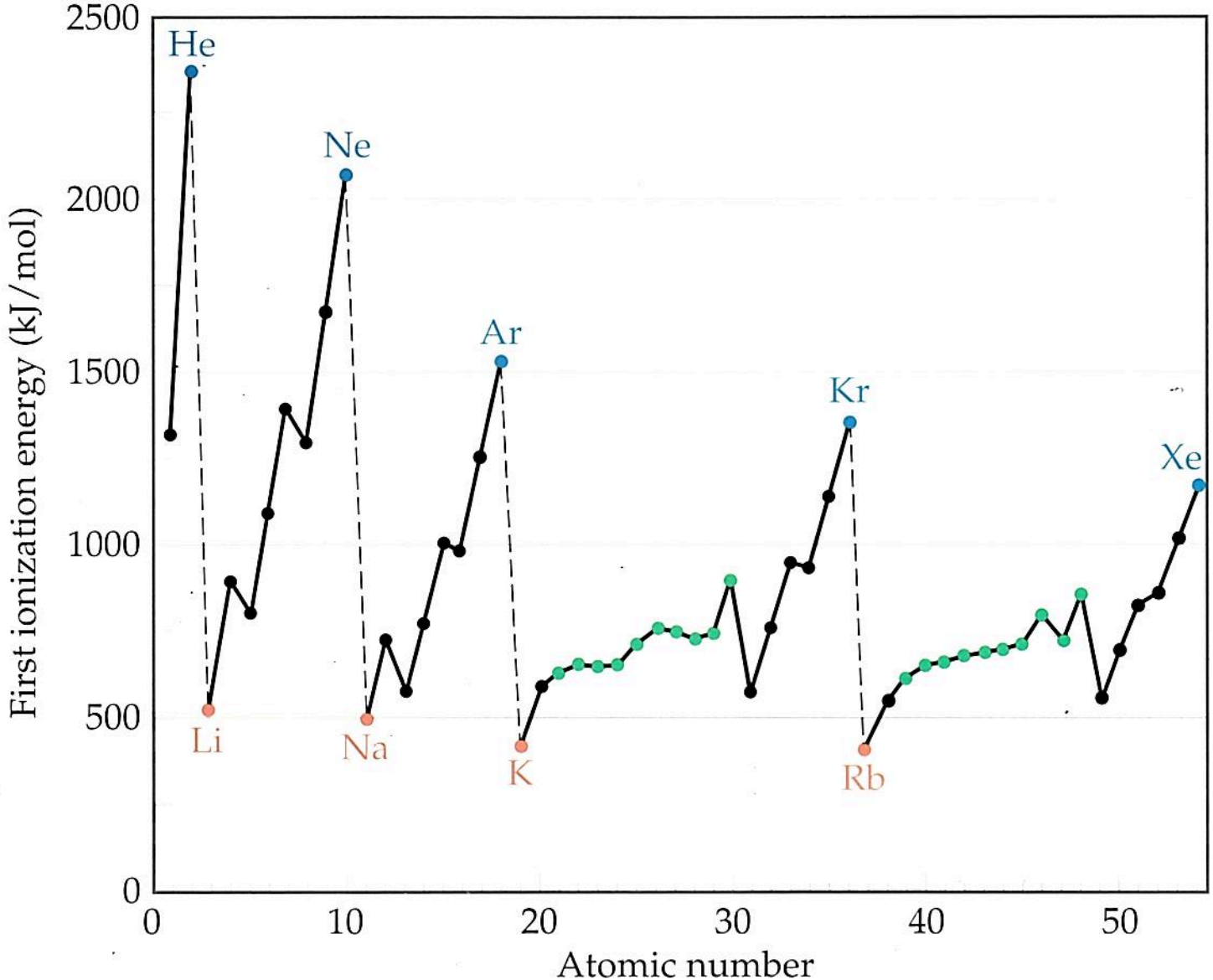

Chemistry: The Central Science, 9e
by Theodore L. Brown, H. Eugene LeMay, Jr., Bruce E. Bursten

© 2003 by Prentice-Hall, Inc.
A Pearson Education Company
Upper Saddle River, New Jersey 07458

Table 7.2 Successive Values of Ionization Energies

TABLE 7.2 Successive Values of Ionization Energies, *I*, for the Elements Sodium through Argon (kJ/mol)

Element	I_1	I_2	I_3	I_4	I_5	I_6	I_7
Na	496	4560			(inner-shell electrons)		
Mg	738	1450	7730				
Al	578	1820	2750	11,600			
Si	786	1580	3230	4360	16,100		
P	1012	1900	2910	4960	6270	22,200	
S	1000	2250	3360	4560	7010	8500	27,100
Cl	1251	2300	3820	5160	6540	9460	11,000
Ar	1521	2670	3930	5770	7240	8780	12,000

© 2003 by Prentice-Hall, Inc.
A Pearson Education Company
Upper Saddle River, New Jersey 07458

Figure 7.11 Electron Affinities

H −73							He >0
Li −60	Be >0	B −27	C −122	N >0	O −141	F −328	Ne >0
Na −53	Mg >0	Al −43	Si −134	P −72	S −200	Cl −349	Ar >0
K −48	Ca −2	Ga −30	Ge −119	As −78	Se −195	Br −325	Kr >0
Rb −47	Sr −5	In −30	Sn −107	Sb −103	Te −190	I −295	Xe >0
1A	2A	3A	4A	5A	6A	7A	8A

Chemistry: The Central Science, 9e
by Theodore L. Brown, H. Eugene LeMay, Jr., Bruce E. Bursten

© 2003 by Prentice-Hall, Inc.
A Pearson Education Company
Upper Saddle River, New Jersey 07458

Figure 7.12 Periodic Table & Metallic Character

Increasing metallic character ←

Increasing metallic character ↓

1A 1	2A 2	3B 3	4B 4	5B 5	6B 6	7B 7	8B 8	8B 9	8B 10	1B 11	2B 12	3A 13	4A 14	5A 15	6A 16	7A 17	8A 18
1 H																	2 He
3 Li	4 Be											5 B	6 C	7 N	8 O	9 F	10 Ne
11 Na	12 Mg											13 Al	14 Si	15 P	16 S	17 Cl	18 Ar
19 K	20 Ca	21 Sc	22 Ti	23 V	24 Cr	25 Mn	26 Fe	27 Co	28 Ni	29 Cu	30 Zn	31 Ga	32 Ge	33 As	34 Se	35 Br	36 Kr
37 Rb	38 Sr	39 Y	40 Zr	41 Nb	42 Mo	43 Tc	44 Ru	45 Rh	46 Pd	47 Ag	48 Cd	49 In	50 Sn	51 Sb	52 Te	53 I	54 Xe
55 Cs	56 Ba	71 Lu	72 Hf	73 Ta	74 W	75 Re	76 Os	77 Ir	78 Pt	79 Au	80 Hg	81 Tl	82 Pb	83 Bi	84 Po	85 At	86 Rn
87 Fr	88 Ra	103 Lr	104 Rf	105 Db	106 Sg	107 Bh	108 Hs	109 Mt	110	111	112		114		116		

57 La	58 Ce	59 Pr	60 Nd	61 Pm	62 Sm	63 Eu	64 Gd	65 Tb	66 Dy	67 Ho	68 Er	69 Tm	70 Yb
89 Ac	90 Th	91 Pa	92 U	93 Np	94 Pu	95 Am	96 Cm	97 Bk	98 Cf	99 Es	100 Fm	101 Md	102 No

Metals

Metalloids

Nonmetals

Chemistry: The Central Science, 9e
by Theodore L. Brown, H. Eugene LeMay, Jr., Bruce E. Bursten

© 2003 by Prentice-Hall, Inc.
A Pearson Education Company
Upper Saddle River, New Jersey 07458